

HM Customs Gibraltar

How to view Bond Product Inventory



ASYCUDA Section
06/03/2024

Contents

| | |
|--|---|
| Accessing ASYCUDA..... | 2 |
| How to view Bond Product Inventory | 3 |

Accessing ASYCUDA

Navigate to the HM Customs Gibraltar [website](#) and click on the ASYCUDA World ICIS Environment. A file will be saved to your computer. After the download is complete, simply double-click the file to launch ASYCUDA. Please ensure that you have Java installed on your local computer for the program to function correctly. You can find additional instructions on our website on how to install and configure Java on a Windows machine.

The screenshot displays the HM Customs Gibraltar website. At the top left is the HM Customs Gibraltar logo. The main header features a navigation menu with options: Home, Single Window, Integrated Tariff, Info Travellers, eLearning, Contact us, About us, and Navigate. Below the navigation menu is a large banner image showing a customs checkpoint with a sign that reads "Interface for Traders (Single Electronic Access Point)". Below the banner is a text box explaining the system: "The Integrated Customs Information System (ICIS) of HM Customs Gibraltar, based on the ASYCUDA system developed by UNCTAD, allows the traders to lodge electronically all their declarations to Customs via one single interface. Data are automatically made available to any customs office and/or control agency, as required." To the right of the banner is a sidebar with several sections: "Electronic Pre-Declarations" (containing a ship icon and links for Vessel Pre-arrival Notifications, Log In, and Log in to Payment Gateway), "ASYCUDA World" (containing a map icon and a link to the ICIS Environment, which is highlighted with a red box), "ASYCUDA World TESTING & TRAINING Environment" (containing a computer icon and a link to the Testing & Training Environment), and "Online Tariff" (containing a search box for the current Harmonized Tariff).

HM CUSTOMS Gibraltar

Welcome to the ASYCUDAWorld Portal of HM Customs Gibraltar

Home Single Window Integrated Tariff Info Travellers eLearning Contact us About us Navigate

Interface for Traders (Single Electronic Access Point)
The Integrated Customs Information System (ICIS) of HM Customs Gibraltar, based on the ASYCUDA system developed by UNCTAD, allows the traders to lodge electronically all their declarations to Customs via one single interface. Data are automatically made available to any customs office and/or control agency, as required.

Electronic Pre-Declarations

- Vessel Pre-arrival Notifications
- Log In (for Vessel Pre-arrival Notification)
- Log in to Payment Gateway

ASYCUDA World

ICIS Environment

ASYCUDA World TESTING & TRAINING Environment

Online Tariff

Search the current Harmonized Tariff:
Insert criteria having at least

Latest News

- PROJECT SERVATOR**
[Click here for details](#)
- ASYCUDAWORLD PORTAL**

PROJECT SERVATOR
TOGETHER, WE'VE GOT IT COVERED

How to view Bond Product Inventory

Start by logging into the ASYCUDA platform using your current username and password which has been created in the registration process.

- a. Insert your Login Name
- b. Insert your Password
- c. Click on the “Tick” symbol

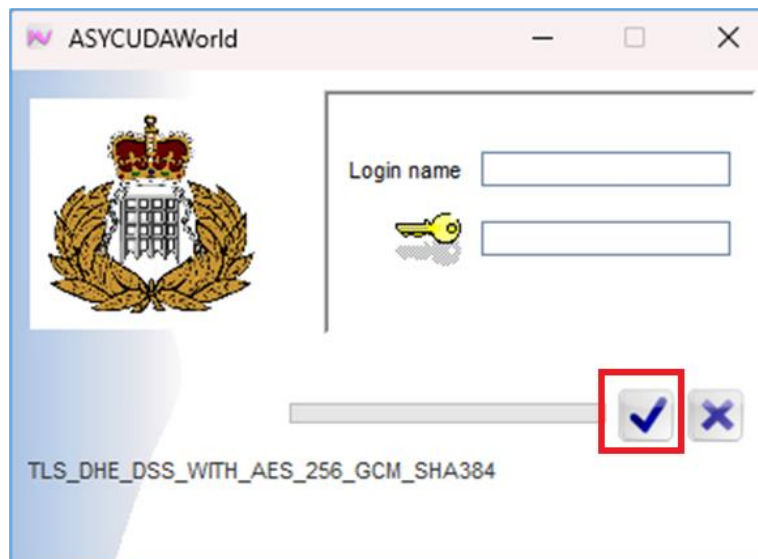


Figure 1 - Login popup

Navigate to your Document Library – see figure 2 below.



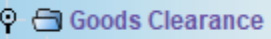


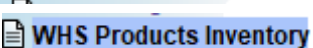
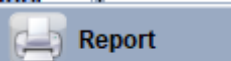
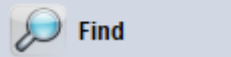


Figure 2 - ASYCUDA document library

Then proceed by following the steps below to navigate to the “WHS Product Inventory” section.

- Click on 
- Click on 
- Click on 
- Click on 
- Right click on 
- Click on Report 
- Click on Find 

On the **warehouse inventory** fill in highlighted boxes with relevant warehouse code. Then select by product to view all current inventory.

Warehouse Inventory

By Product By Company By Country of origin

Parameters


Warehouse code
PBTRAINING00 Training

Product code

Company code
321123 Training Ltd

Country code

Figure 3 - Warehouse inventory

Proceed by clicking on the tick to request a report from the system. 

You will be prompted with this popup message box (note: if you have ASYCUDA notifications disabled this popup window will not appear).

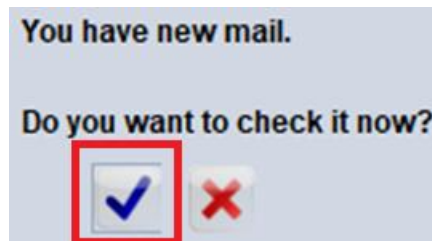
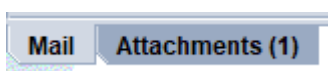


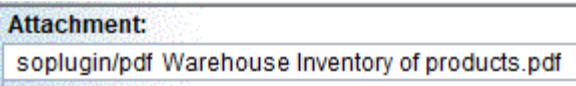
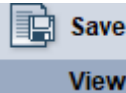
Figure 4 - Mailbox new mail notification

Click the blue tick to check it the report now.

At the bottom of the email you will have two tabs, "Mail" and "Attachment". Click on the "Attachment" tab.



The attachment will be shown as 

Right click on  and click 

A list of relevant warehouse inventory will be displayed in a PDF format.



Warehouse : Inventory of products

| PBTRAINING00 - Training | | | |
|-------------------------|--------|---|-------------------------|
| Product Code | Origin | Description | Quantity & Unit |
| 24022010 00 5119 | ES | Containing cloves - AMERICAN LEGEND | 600.00 - Thousand items |
| 87037000 00 | ES | Other vehicles, with both compression-ignition internal combustion piston | 9.00 - Number of items |

Figure 5 - Inventory of Products